

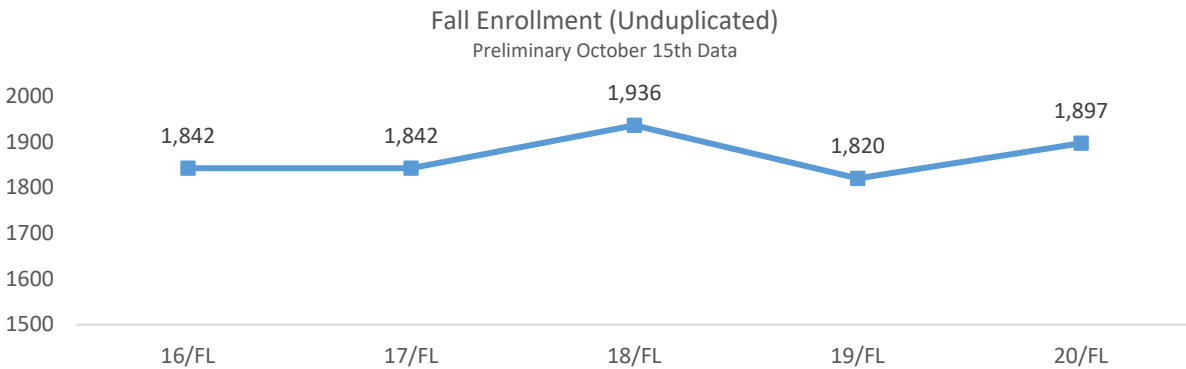
Preliminary - October 15th Enrollment Snapshot

FY 21 – Fall 2020

The Fall October 15th enrollment snapshot provides student demographics, course data and institutions' attendance data from a file frozen on October 15 of the fall term. This year's October 15th file was captured on October 15th for official fall reporting. The frozen data files allow Bay College to compare current and previous fall semester's enrollment profiles. This snapshot provides official student enrollment, billing contact hours (college-wide and by location), enrollment status (full-time/part-time), age (at semester start), and ethnicity data for FY21 Fall 2020.

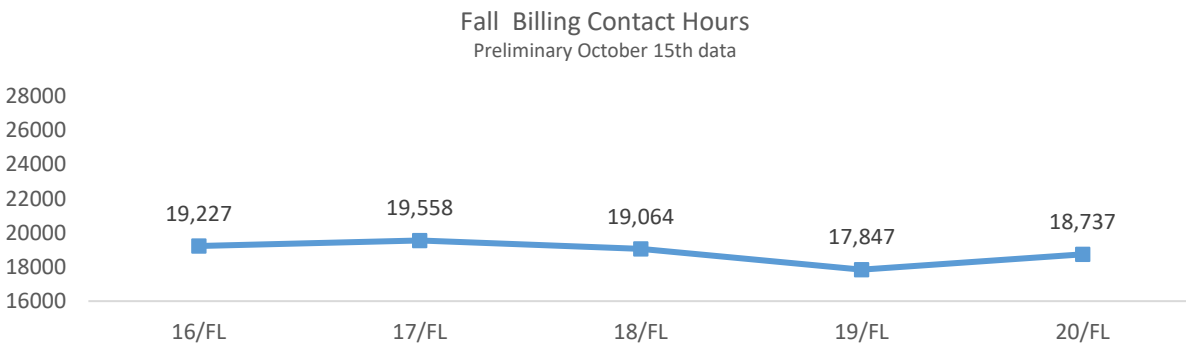
In summary, fall 2020 enrollment headcount has increased is on an has been up and then down and up again for the last three-year cycle, after having remained flat the previous two years. The College's fall 2020 bill contact hours were actually increased from last fall and above the projected budgeted contact hours for this semester of 16,694 (2,043 contacts) in the FY21 budget goal for the fall term. The College's new student enrollment increased, with a like increase in the billing contact hours. The college's student demographics on ethnicity, part-time and full-time enrollment, and gender are showing only minor fluctuations, with the number of students under the age of 21 having increased to 2.7%, which is attributed to our continued increase in dual enrollment and early college student populations.

October 15th Trends Source: Fall 2020 Preliminary October 15th File



Source: Fall 2020 Preliminary October 15th File. Enrollment is up 3% from five years ago (16/FL compared to 20/FL).

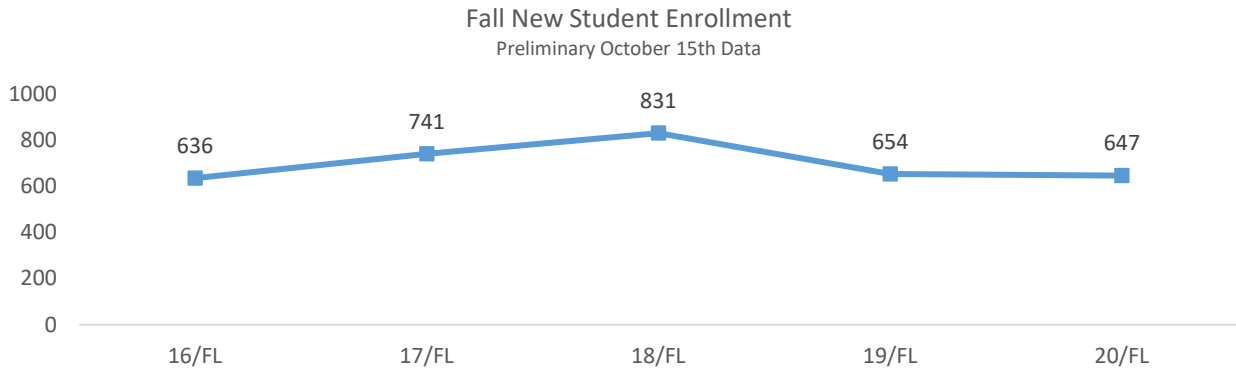
Enrollment Billing Contact Hours



Billing Contact Hours are down 3% from five years ago (16/FL compared to 20/FL).

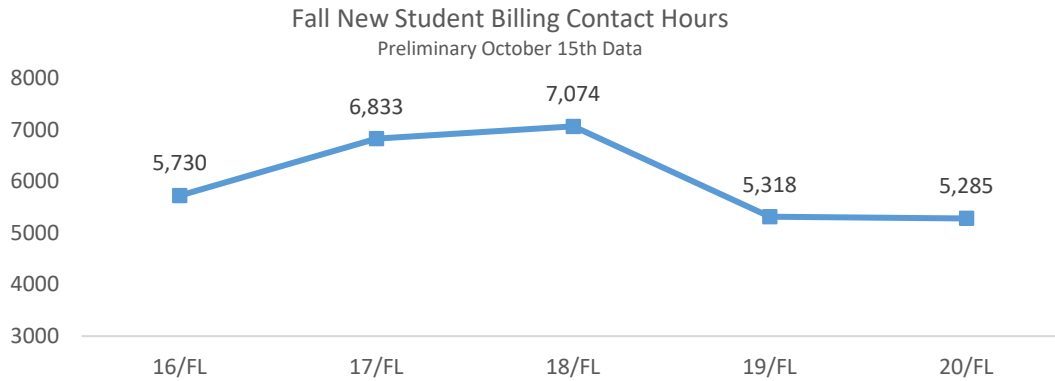


New Student Enrollment



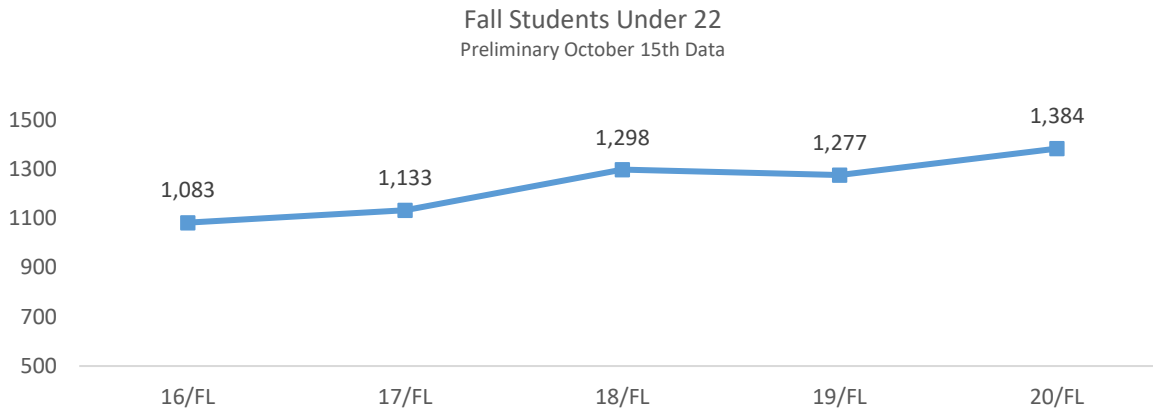
Source: Fall 2020 Preliminary October 15th File. New Student Enrollment for fall 2020 represents 34% of total enrollment.

New Student Billing Contact Hours

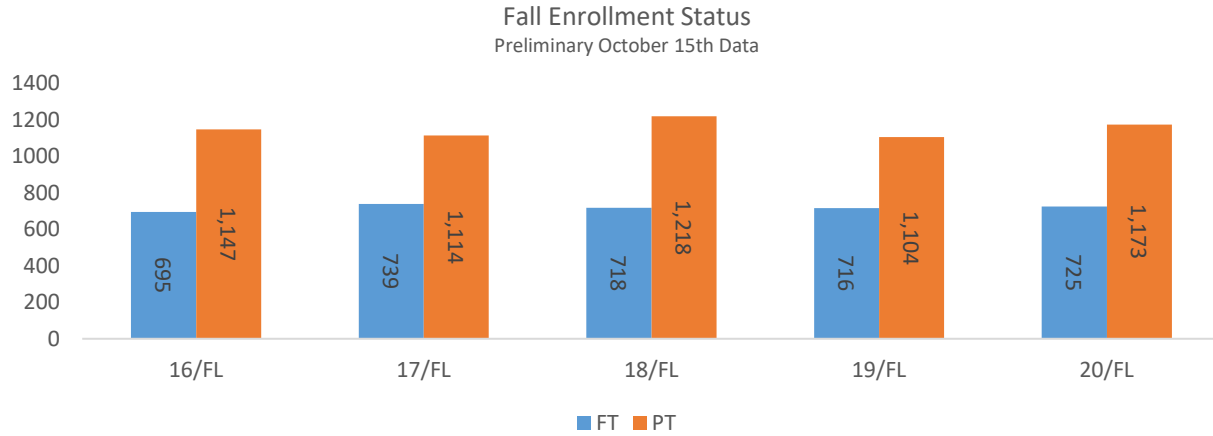


Source: Fall 2020 October 15th File. New Student Billing Contact Hours for fall 2020 represents 28% of the total billing contact hours generated.

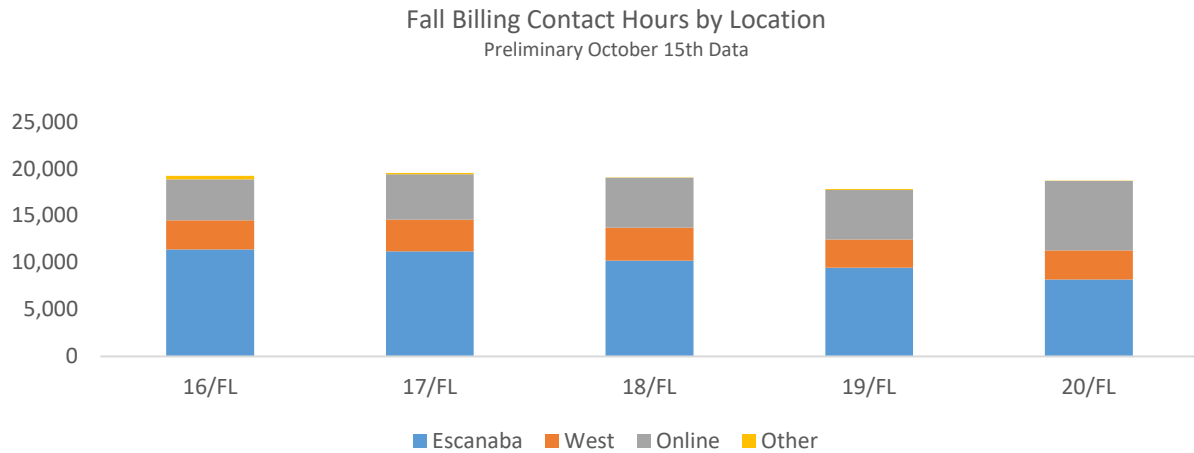
Age (Under 22 years old)



Enrollment Status (Full-Time vs. Part-Time)



Billing Contact Hours by Location



Students by Gender

